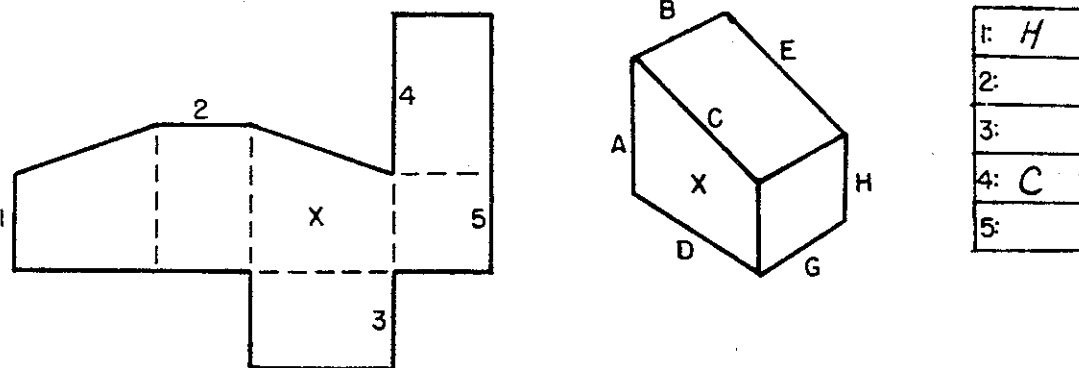


Name _____

SURFACE DEVELOPMENT TEST — VZ-3

In this test you are to try to imagine or visualize how a piece of paper can be folded to form some kind of object. Look at the two drawings below. The drawing on the left is of a piece of paper which can be folded on the dotted lines to form the object drawn at the right. You are to imagine the folding and are to figure out which of the lettered edges on the object are the same as the numbered edges on the piece of paper at the left. Write the letters of the answers in the numbered spaces at the far right.

Now try the practice problem below. Numbers 1 and 4 are already correctly marked for you.



NOTE: The side of the flat piece marked with the X will always be the same as the side of the object marked with the X. Therefore, the paper must always be folded so that the X will be on the outside of the object.

In the above problem, if the side with edge 1 is folded around to form the back of the object, then edge 1 will be the same as edge H. If the side with edge 5 is folded back, then the side with edge 4 may be folded down so that edge 4 is the same as edge C. The other answers are as follows: 2 is B; 3 is G; and 5 is H. Notice that two of the answers can be the same.

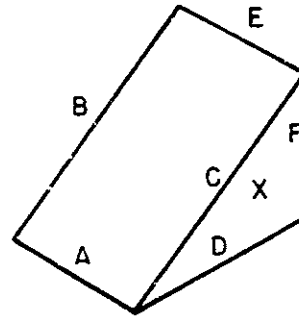
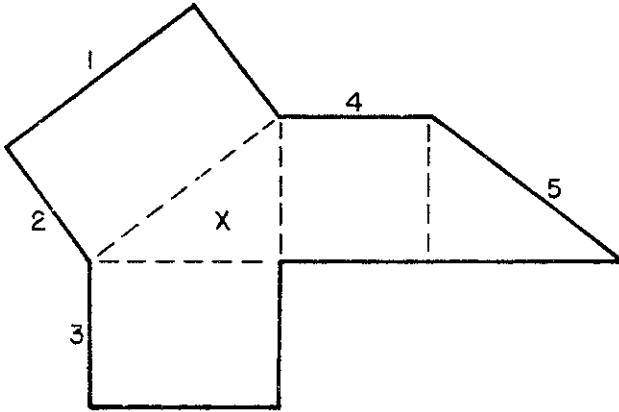
Your score on this test will be the number of correct letters minus a fraction of the number of incorrect letters. Therefore, it will not be to your advantage to guess unless you are able to eliminate one or more of the answer choices as wrong.

You will have 6 minutes for each of the two parts of this test. Each part has 2 pages. When you have finished Part 1 (pages 2 and 3), STOP. Please do not go on to Part 2 until you are asked to do so.

DO NOT TURN THIS PAGE UNTIL ASKED TO DO SO.

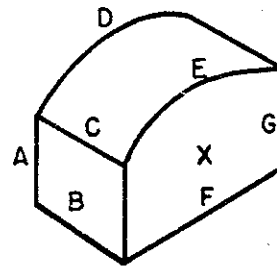
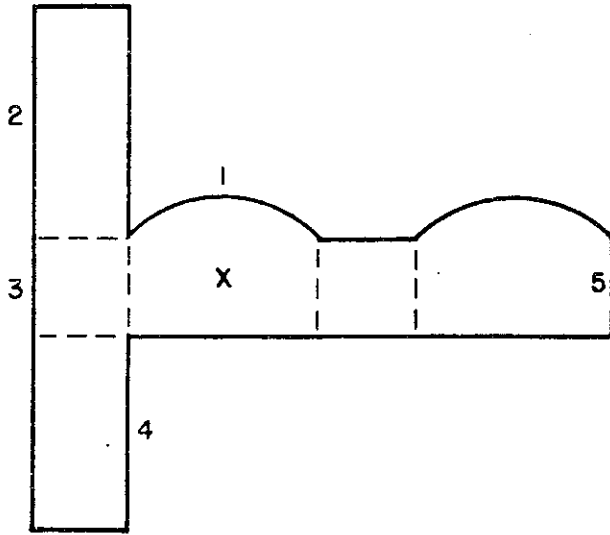
Part 1 (6 minutes)

1



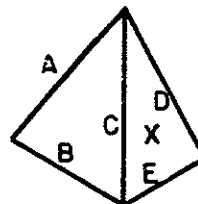
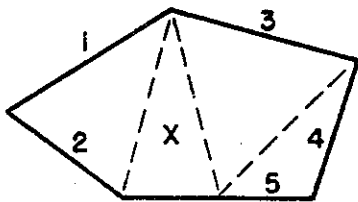
1:
2:
3:
4:
5:

2



1:
2:
3:
4:
5:

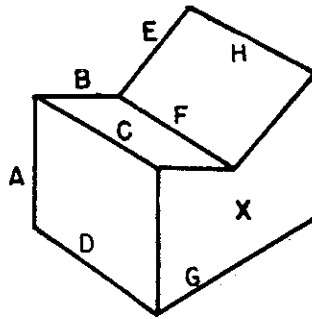
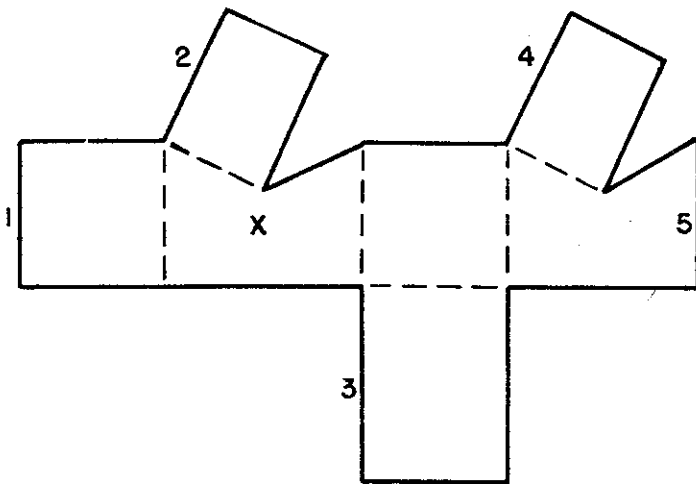
3



1:
2:
3:
4:
5:

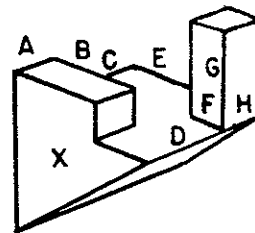
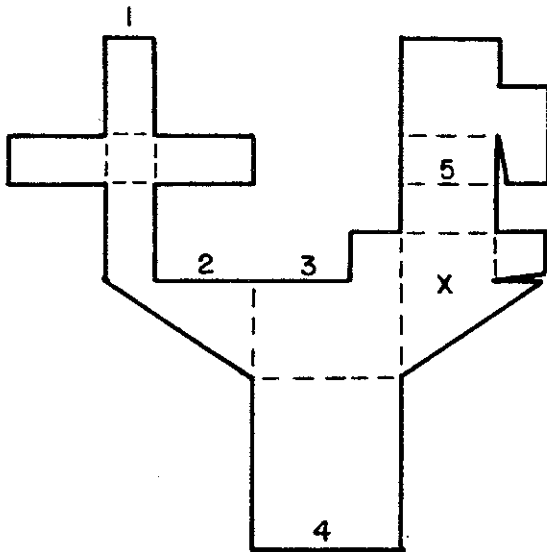
Part 1 (continued)

4



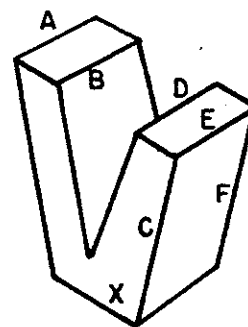
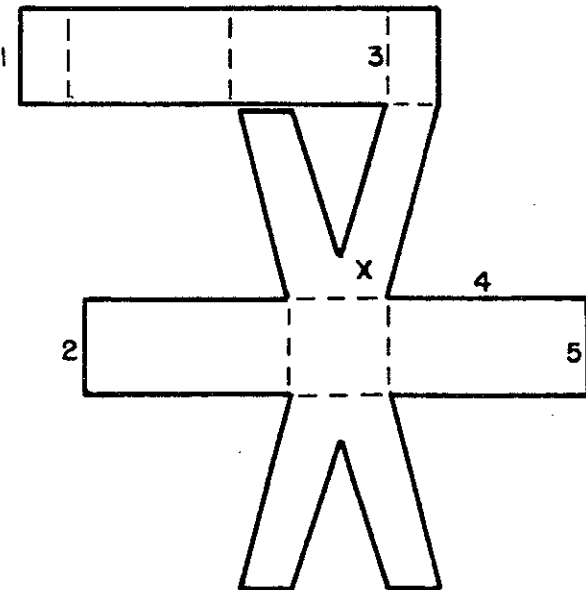
1:
2:
3:
4:
5:

5



1:
2:
3:
4:
5:

6



1:
2:
3:
4:
5:

DO NOT GO ON TO THE NEXT PAGE UNTIL ASKED TO DO SO.

STOP.